

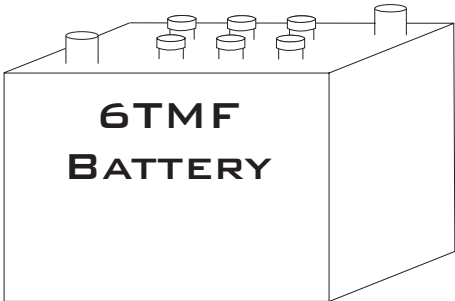
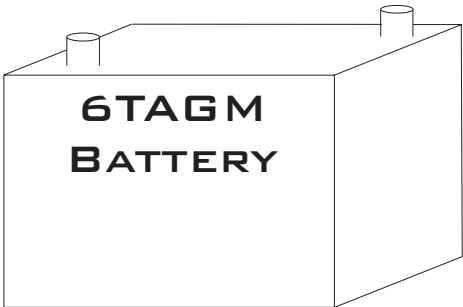


**WARNING** This symbol is used to indicate presence of hazards that can cause severe personal injury, death, or substantial property damage if ignored.


Follow OEM vehicle manufacturer’s guidelines to properly adjust regulator setpoint.

**WARNING** To prevent unsafe operating conditions, incorrect battery charging, and possibility of damage to vehicle and equipment, follow OEM vehicle manufacturer’s guidelines to adjust regulator setpoint.


When OEM vehicle manufacturer’s guidelines to properly adjust regulator setpoint are NOT available, the settings below can be used:




REGULATOR SETPOINT should be set to Position #1 on underside of regulator for **6TAGM** batteries installed IN ENGINE COMPARTMENT



REGULATOR SETPOINT should be set to Position #3 on underside of regulator for **6TMF** batteries installed IN ENGINE COMPARTMENT



REGULATOR SETPOINT should be set to Position #2 on underside of regulator for **6TAGM** batteries installed OUTSIDE ENGINE COMPARTMENT



REGULATOR SETPOINT should be set to Position #4 on underside of regulator for **6TMF** batteries installed OUTSIDE ENGINE COMPARTMENT

